

# Technical Data Sheet



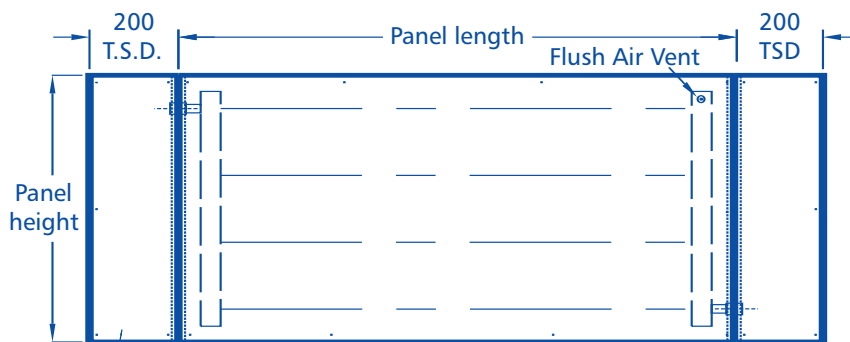
Radiant Heating & Cooling Panels

## Solray Wall Panel 4GW2C:S

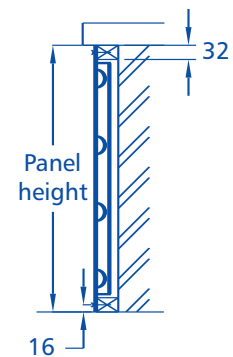
4 Guillotined Edges, 2 Cover Plates

Wall Mounted, Steel Faceplate

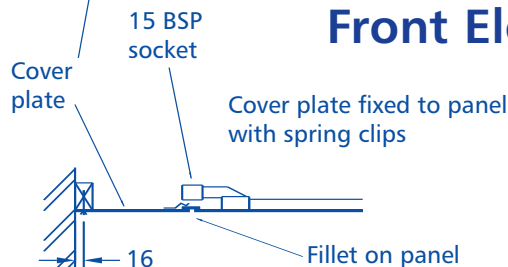
Data Sheet 6-2



Front Elevation



Section



Cover Plate Detail

### NOTES

All panels are constructed from 2mm mild steel.

Panels finished in a primer for final painting on site by others with the first coat being applied prior to installation, or in a factory applied textured powdercoat to any standard colour.

Timber grounds by others.

Panels insulated with 50mm glass fibre class 'o' backed mattress.

Panels drilled at approximately 300mm centres for fixing with No.7 countersunk wood screws.

Connections are 15mm, 20mm or 25mm BSP sockets.

All edges guillotined.

Cover plate manufactured to site dimensions (TSD) after panels are fixed.

Panels tested to 700 kPa at works.

Panel mass is approximately 40 kg/m<sup>2</sup>.

COMYN CHING & CO. (SOLRAY) LTD

SOLRAY WORKS, MANILLA STREET, DOCKLANDS, LONDON E14 8LG

TEL: 020 7987 8787 FAX: 020 7987 9898

WWW.SOLRAY.CO.UK E-MAIL: SALES@SOLRAY.CO.UK